

# TECHNICAL SPECIFICATION

## ATTIC LADDER LWB

### I. APPLICATION

The LWB is a basic wooden model of FAKRO attic ladders that is ideal for occasion use in areas where the basic insulation is needed. LWB attic ladder is equipped with insulated door with a plastic latch for positioning the hatch in the box, a gasket to reduce air leak and a handrail which assists in climbing up and down the ladder.

### II. STRUCTURE

No.	Element	Description
1	Hatch	Insulated, sandwich type, beige. Thickness: 1". Thermal insulation thickness: ¾". Equipped with plastic latch - opening with use of a control rod.
2	Frame	Pinewood. Height: 5 ½". Gasket: 1x (installation by Customer).
3	Ladder	Wooden. Ladder width: 15". Stringer height: 3 ⅞". Distance between steps: 9 ⅞".
4	Steps	Wooden, equipped with anti-slip profile. Step width: 3 ⅞". Step length: 13 ⅜".
5	Standard Accessories	Metal handrail. Rod for opening.

### III. DIMENSIONS

No.	Rough Opening	Room height
1	22,5" x 54"	7'10" – 10'1"
2	25" x 54"	
3	30" x 54"	

### IV. TECHNICAL PARAMETERS

Maximum loading	350 lbs
Heat transfer coefficient	R-value: 3.7

*\*manufacturer's internal research*

### V. COMPATIBLE ACCESSORIES

Ladder balustrade LXB-U	The balustrade is available in one standard size 30"x54" for all attic ladders.
Box extension LXN-B	The standard box height is 4". While ordering the LXN please provide ladder type and size.
Upper hatch LXW-B	The height of the upper hatch box is 7 ¾".
Plastic ends LXS	Before LXS installation cut the bottom segment according to instruction
Metal handrail LXH	Installation to top segment, as an additional handrail on the left side, handrail 29 ½".
Installation brackets LXX	Maximum ceiling height: 13 ¾"



**3.7**  
R-value

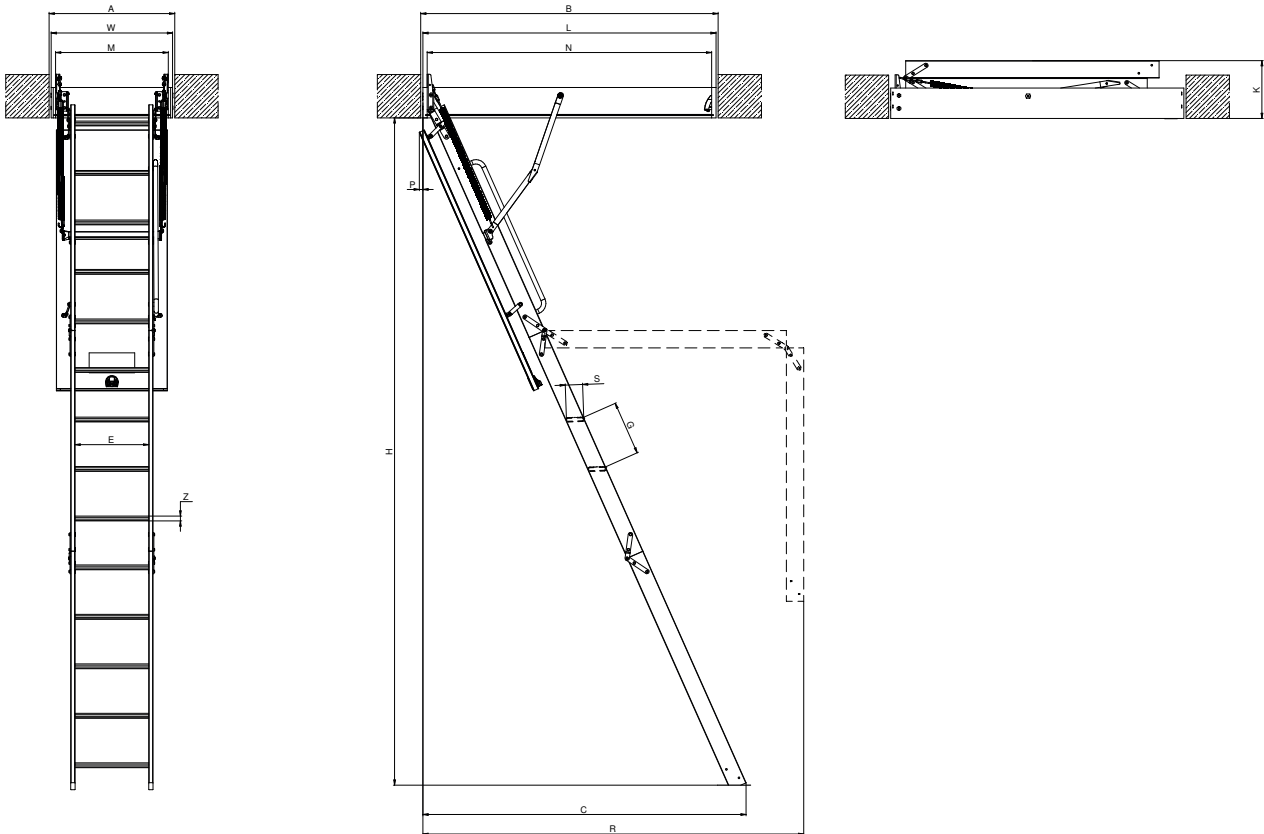
**350**  
lbs  
MAX. LOADING




## VI. ASSEMBLY INFORMATION

Attic ladder is fully assembled. Only the gasket requires assembly in the box by the customer. The length of the last segment should be cut on-site to suit to existing ceiling height. Installation of the product must be carried out in accordance with the included fitting instructions.

Pre-installation, installation and safety instruction: <https://www.fakrousa.com/products/attic-ladders/wooden/>

## VII. DETAILED DIMENSIONS



				
<b>LWB</b>		22 1/2 x 54	25 x 54	30 x 54
<b>Manufacturer's part number</b>		<b>869257</b>	<b>869258</b>	<b>869259</b>
Ceiling height	H	7'10" - 10'1"		
Rough opening	AxB	22 1/2" x 54"	25" x 54"	30" x 54"
Outside frame dimensions	WxL	22" x 53 1/2"	24 1/2" x 53 1/2"	29 1/2" x 53 1/2"
Internal dimensions	MxN	20 1/2" x 51 3/4"	23" x 51 3/4"	28" x 51 3/4"
Projection	R	69 1/2"		
Landing space	C	59 1/4"		
Folded ladder height	K	10 1/2"		
Board movement after opening	P	5/8"		
Step length	E	13 3/8"		
Step width	S	3 1/8"		
Step thickness	Z	7/8"		
Distance between steps	G	9 7/8"		
Frame height		5 1/2"		
Approx. Weight (lbs)		59	61	65